









Photo	Property	Floor Plan	Rentable Square Feet Available	Lease Rates / Sale Price	Parking	Comments
	<p>Brooklake Professional Center 922 S 348<sup>th</sup> Street Federal Way, WA</p> <p><a href="#">Download Flyer</a></p>		6,650 SF	<p>For Lease: \$22.00/SF NNN</p> <p>For Sale: \$1,695,000</p>	4.0/1,000	<ul style="list-style-type: none"> <li>High-end medical office building</li> <li>Adjacent to Saint Frances Hospital</li> <li>2.5 block walk to “Federal Way Crossing” shopping &amp; dining amenities</li> <li>Available now</li> </ul>
	<p>Creeksides at Centerpoint 20415 &amp; 20425 72<sup>nd</sup> Ave S Kent, WA</p> <p><a href="#">Download Flyer</a></p>	    	<p><u>Building I</u> Suite 160 - 3,554 SF* Suite 180 - 1,664 SF* Suite 280 - 969 SF Suite 400 - 2,722 SF Suite 420 - 5,815 SF (Divisible)</p> <p><u>Building II</u> Suite 100 - 15,251 SF (Divisible) Suite 210 - 3,272 SF Suite 220 - 5,315 SF</p> <p><u>Building III</u> 72,000 SF Full Building (Divisible) Floor 1 - 9,989 SF (Full Floor) Floor 2 - 19,109 SF (Full Floor) Floor 3 - 19,525 SF (Full Floor) Floor 4 - 19,529 SF (Full Floor)</p>	<p>\$13.00/SF NNN (\$7.75 - \$8.50)</p>	4.8/1,000	<ul style="list-style-type: none"> <li>Common area upgrades throughout and lease-ready spaces</li> <li>Easy access to four major highways and the Seattle-Tacoma International Airport</li> <li>On-site amenities include Alki Bakery Cafe, Fitness Center, Conference Center and Board Room, Bright Horizons Childcare, Tenant Services Center and fitness trail</li> <li>Flexible Floor plates</li> <li>creeksidesatcenterpoint.com</li> </ul>
	<p>Harley Davidson Building 13001 48<sup>th</sup> Avenue S Tukwila, WA</p>		<p>Full Building 34,484 SF</p>	<p>For Sale: \$86/SF</p> <p>For Lease: \$22,750.00/mo. NNN</p>	65 stalls	<ul style="list-style-type: none"> <li>High quality showroom finish</li> <li>Improved throughout with hvac &amp; power</li> <li>Excellent I-5 &amp; I-405 access</li> <li>For sale at \$2,975,000 or \$86/SF</li> </ul>
	<p>Pacific Coast Building 1725 Puyallup Street Sumner, WA</p> <p><a href="#">Download Flyer</a></p>		<p><u>Sublease (choose an option)</u></p> <ul style="list-style-type: none"> <li>33,000 SF with restroom (no office)</li> <li>58,200 w/5,650 SF office</li> <li>91,200 w/5,650 SF office</li> </ul>	<p>\$0.18/SF NNN (\$0.125/SF)</p>	Abundant	<ul style="list-style-type: none"> <li>Available now</li> <li>Sublease through 07/31/2012</li> <li>18 dock high</li> <li>4 grade level loading doors</li> <li>24' clear height</li> <li>Drive around building</li> </ul>

*Continued on next page*

*Continued from previous page*

Photo	Property	Floor Plan	Rentable Square Feet Available	Lease Rates / Sale Price	Parking	Comments
	Ridgewood Center 33650 6 <sup>th</sup> Avenue S Federal Way, WA  <a href="#">Download Flyer</a>		Floor 1: 6,160 SF (Divisible to +/- 2,000 SF)  Floor 2: 3,841 SF	\$13.00/SF NNN	4/1,000 including 1/1,000 covered	<ul style="list-style-type: none"> <li>Recent Lobby and common area remodel</li> <li>On-site storage</li> <li>Conference/fitness center is possible</li> <li>Covered parking</li> </ul>
	Tukwila Park 644-660 Strander Boulevard Tukwila, WA  <a href="#">Download Flyer</a>		Suite 640 - 2,500 SF Suite 652 - 2,079 SF Suite 660 - 1,713 SF Suite 672 - 1,900 SF* Suite 674 - 1,300 SF* Suite 672-674 - 3,200 SF	\$15.00-19.00/SF NNN (NNN = \$6.00)	Abundant	<ul style="list-style-type: none"> <li>Excellent retail location in Southcenter</li> <li>High traffic center at lighted intersection</li> <li>Pylon Signage available</li> <li>Suite 640 is an end cap</li> </ul>
	Riverview Plaza 16000 Christensen Road Tukwila, WA  <a href="#">Download Flyer</a>	    	<b>Building 1</b> Suite 103 - 1,003 SF Suite 105 - 5,291 Suite 208 - 1,732 SF Suite 330 - 1,993 SF  <b>Building 2</b> Suite 201 - 2,236 SF Suite 301 - 3,454 SF Suite 310 - 1,787 SF Suite 308 - 1,474 SF  <b>Building 3</b> Suite 105 - 1,577 SF Suite 203 - 2,374 SF Suite 211 - 1,435 SF Suite 217 - 2,310 Suite 240 - 2,557 SF Suite 310 - 1,123 SF Suite 340 - 2,207 SF	\$19.50/SF Full Service	3.6/1,000	<ul style="list-style-type: none"> <li>Great floor plans (flexible)</li> <li>Lease-ready spaces</li> <li>Next to Southcenter Mall</li> <li>Onsite Conference center-Free</li> <li>Onsite Fitness Center-Free</li> <li>Adjacent to Greenriver Trail System</li> </ul>